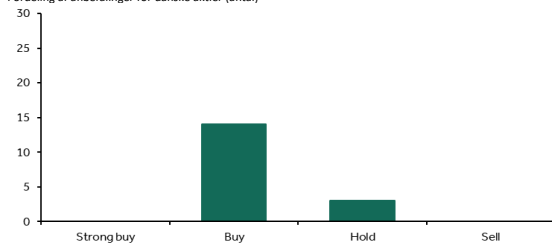
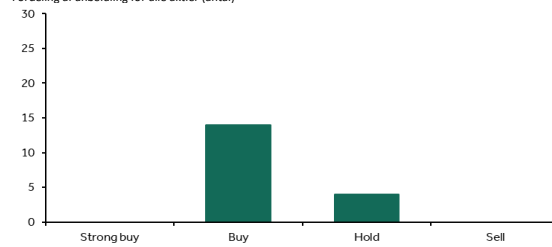


Aktiebefalinger - aktuel fordeling

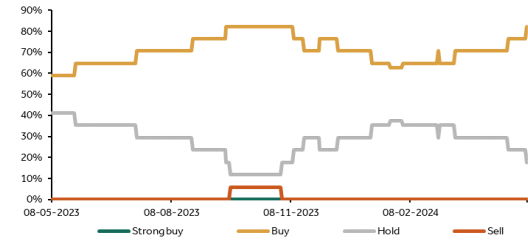
Fordeling af anbefalinger for danske aktier (antal)



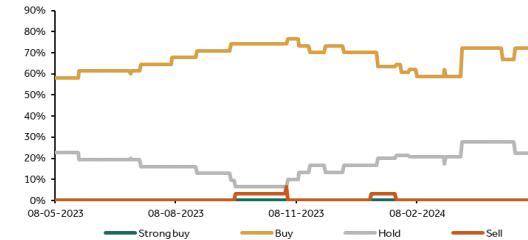
Fordeling af anbefaling for alle aktier (antal)



Aktiebefalinger - fordeling de sidste 12 måneder

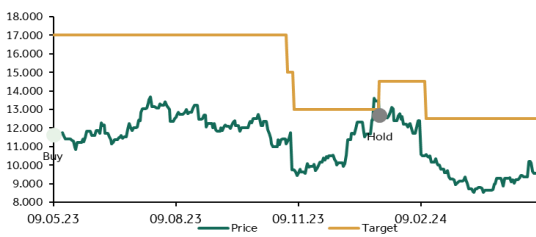


Fordeling af anbefalinger for alle aktier (procentdel)

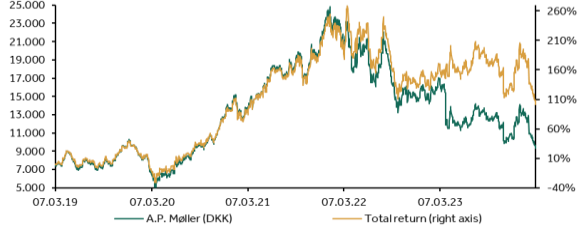


Aktiebefalingsændringer

[A.P. Møller - Mærsk B (DK)]
Aktiebefalingsændringer [MAERSKB DC]



Kurs og totalafkast performance [MAERSKB DC]



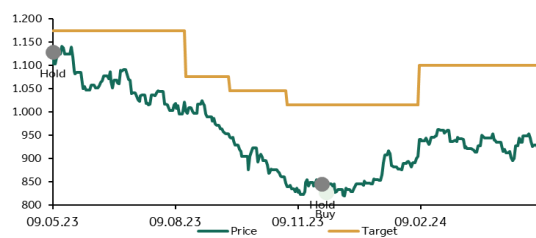
Equity recommendation changes

	11.10.19	05.12.19	11.02.21	16.04.21	26.10.21	09.01.24	08.05.24
Recommendation	No coverage	Hold	Sell	Hold	Buy	Hold	
Price at recommendation	7658,00	9394,00	12495,00	14810,00	18495,00	12689,79	10145,00
Yield until next change of recommendation or today	22,67%	36,63%	21,40%	24,88%	8,10%	-15,51%	
OMX Copenhagen 25 at recommendation	1106,02	1223,58	1631,47	1719,26	1968,54	1846,44	1924,04
Yield until next change of recommendation or today	10,69%	35,41%	6,26%	14,80%	-0,73%	5,40%	
Relative performance compared to OMX Copenhagen 25	11,98%	1,23%	15,13%	10,08%	8,83%	-20,90%	
Analyst*	RD	MOEN	MOEN	MOEN	MOEN	MOEN	

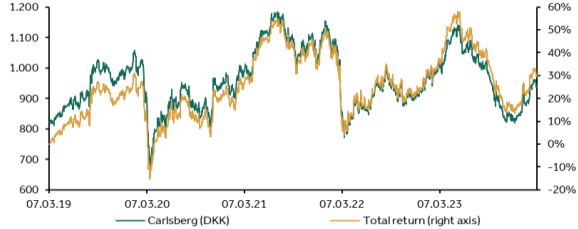
Source: Jyske Bank & Bloomberg. Note: The tabled prices are the latest closing prices at publication of the recommendation. Yield is including dividend payments for the period. *FH: Frans Høyer, FHA: Frank Høring Andersen, JVK: Janne Vincent Kjær, TE: Thomas Eskildsen, SHM: Simon Hagbart Madsen, RJ: Robert Jakobsen, RD: Rune Dinesen, HHL: Henrik Hallengreen, AVO: Anders Vollesen, MOEN: Morten Enggaard

[Carlsberg B]

Aktiebefalingsændringer [CARLB DC]



Kurs og totalafkast performance [CARLB DC]

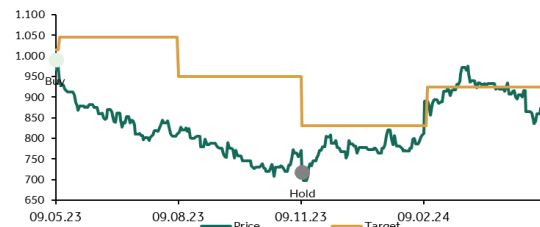


Equity recommendation changes	16.03.20	01.07.21	13.12.21	31.01.23	27.11.23	30.11.23	08.05.24
Recommendation	Buy	Hold	Buy	Hold	Hold	Buy	
Price at recommendation	745,00	1169,00	1030,50	964,00	846,00	827,40	936,00
Yield until next change of recommendation or today	65,17%	-11,85%	-3,54%	-9,84%	-2,20%	16,44%	
OMX Copenhagen 25 at recommendation	1041,51	1860,41	1909,44	1701,23	1712,64	1712,32	1924,04
Yield until next change of recommendation or today	82,44%	2,92%	-8,87%	3,86%	-0,02%	13,83%	
Relative performance compared to OMX Copenhagen 25	-17,27%	-14,77%	5,33%	-13,70%	-2,18%	2,61%	
Analyst*	HHL	HHL	HHL	HHL	HHL	HHL	

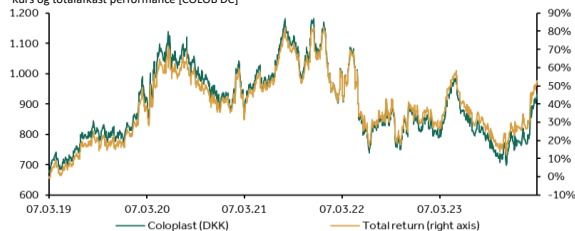
Source: Jyske Bank & Bloomberg. Note: The tabled prices are the latest closing prices at publication of the recommendation. Yield is including dividend payments for the period. *FH: Frans Høyer; FHA: Frank Hørring Andersen; JVK: Janne Vincent Kjær; TE: Thomas Eskildsen; SHM: Simon Hagbart Madsen; RJ: Robert Jakobsen; RD: Rune Dinesen; HHL: Henrik Hallengreen; AVO: Anders Vollesen; MOEN: Morten Enggaard

[Coloplast A/S B]

Aktiebefalingsændringer [COLOB DC]



Kurs og totalafkast performance [COLOB DC]



Equity recommendation changes	09.08.21	19.08.21	26.01.22	25.04.22	06.05.22	10.11.23	08.05.24
Recommendation	Sell	Hold	Buy	Hold	Buy	Hold	
Price at recommendation	1145,00	1107,50	947,00	1025,00	950,00	718,00	842,40
Yield until next change of recommendation or today	-3,28%	-13,36%	8,24%	-7,32%	-22,25%	19,77%	
OMX Copenhagen 25 at recommendation	1957,61	2009,14	1710,58	1753,70	1720,90	1658,37	1924,04
Yield until next change of recommendation or today	2,73%	-14,71%	4,43%	-1,81%	-0,22%	17,53%	
Relative performance compared to OMX Copenhagen 25	-6,00%	1,36%	3,81%	-5,50%	-22,02%	2,24%	
Analyst*	HHL	HHL	HHL	HHL	HHL	HHL	

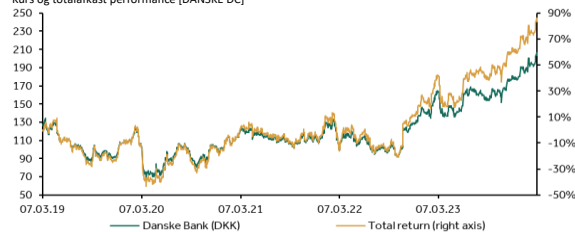
Source: Jyske Bank & Bloomberg. Note: The tabled prices are the latest closing prices at publication of the recommendation. Yield is including dividend payments for the period. *FH: Frans Høyer; FHA: Frank Hørring Andersen; JVK: Janne Vincent Kjær; TE: Thomas Eskildsen; SHM: Simon Hagbart Madsen; RJ: Robert Jakobsen; RD: Rune Dinesen; HHL: Henrik Hallengreen; AVO: Anders Vollesen; MOEN: Morten Enggaard

[Danske Bank]

Aktiebefalingsændringer [DANSKE DC]



Kurs og totalafkast performance [DANSKE DC]



Equity recommendation changes	01.05.17	01.08.17	31.10.17	29.06.18	19.07.18	20.11.19	08.05.24
Recommendation	Strong buy	No coverage	Buy	Strong buy	Buy	Buy	
Price at recommendation	248,00	254,50	241,00	198,60	177,30	91,12	195,00
Yield until next change of recommendation or today	2,62%	-5,30%	-14,08%	-10,72%	-45,16%	139,48%	
OMX Copenhagen 25 at recommendation	1126,44	1168,66	1195,49	1087,24	1132,30	1205,55	1924,04
Yield until next change of recommendation or today	3,94%	2,54%	-7,17%	4,23%	9,04%	75,49%	
Relative performance compared to OMX Copenhagen 25	-1,32%	-7,85%	-6,91%	-14,95%	-54,20%	63,99%	
Analyst*	TE		SHM	SHM	SHM	AVO	

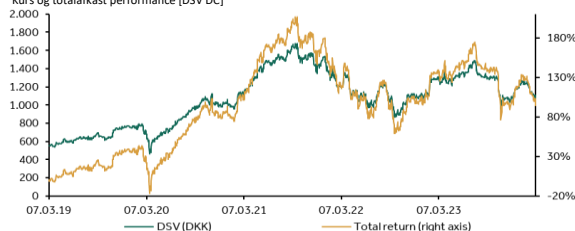
Source: Jyske Bank & Bloomberg. Note: The tabled prices are the latest closing prices at publication of the recommendation. Yield is including dividend payments for the period. *FH: Frans Høyer; FHA: Frank Hørring Andersen; JVK: Janne Vincent Kjær; TE: Thomas Eskildsen; SHM: Simon Hagbart Madsen; RJ: Robert Jakobsen; RD: Rune Dinesen; HHL: Henrik Hallengreen; AVO: Anders Vollesen; MOEN: Morten Enggaard

[DSV A/S (DK)]

Aktiebefalingsændringer [DSV DC]



Kurs og totalafkast performance [DSV DC]



Equity recommendation changes	30.08.19	11.10.19	10.01.20	24.03.20	24.04.20	28.04.21	08.05.24
Recommendation	Buy	No coverage	Hold	Buy	Hold	Buy	
Price at recommendation	662,80	632,20	754,00	475,00	663,00	1387,50	1016,50
Yield until next change of recommendation or today	-3,80%	19,27%	-36,71%	39,58%	109,99%	-25,57%	
OMX Copenhagen 25 at recommendation	1122,86	1106,02	1246,12	990,61	1230,70	1788,48	1924,04
Yield until next change of recommendation or today	-0,40%	12,86%	-20,11%	24,94%	47,09%	15,45%	
Relative performance compared to OMX Copenhagen 25	-3,40%	6,40%	-16,60%	14,64%	62,90%	-41,02%	
Analyst*	RD	RD	MOEN	MOEN	MOEN	MOEN	

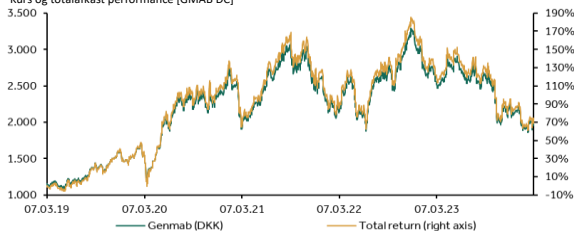
Source: Jyske Bank & Bloomberg. Note: The tabled prices are the latest closing prices at publication of the recommendation. Yield is including dividend payments for the period. *FH: Frans Høyer; FHA: Frank Hørring Andersen; JVK: Janne Vincent Kjær; TE: Thomas Eskildsen; SHM: Simon Hagbart Madsen; RJ: Robert Jakobsen; RD: Rune Dinesen; HHL: Henrik Hallengreen; AVO: Anders Vollesen; MOEN: Morten Enggaard

[Genmab A/S]

Aktiebefalingsændringer [GMAB DC]



Kurs og totalafkast performance [GMAB DC]

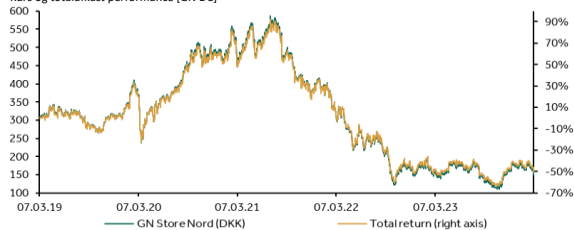


[GN Store Nord]

Aktiebefalingsændringer [GN DC]



Kurs og totalafkast performance [GN DC]



Equity recommendation changes	17.01.22	06.05.22	31.08.22	14.11.22	26.05.23	08.05.24	08.05.24
Recommendation	Buy	Strong buy	Buy	Hold	Buy	Hold	
Price at recommendation	389,80	236,30	213,00	183,50	185,00	202,00	202,00
Yield until next change of recommendation or today	-39,06%	-9,86%	-13,85%	0,82%	9,19%	0,00%	
OMX Copenhagen 25 at recommendation	1814,95	1720,90	1655,85	1667,21	1819,18	1924,04	1924,04
Yield until next change of recommendation or today	-3,36%	-3,64%	0,72%	12,22%	7,67%	0,00%	
Relative performance compared to OMX Copenhagen 25	-35,70%	-6,22%	-14,57%	-11,40%	1,52%	0,00%	
Analyst*	JVK	JVK	JVK	JVK	JVK	JVK	

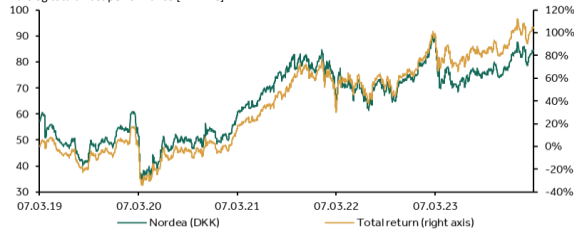
Source: Jyske Bank & Bloomberg. Note: The tabled prices are the latest closing prices at publication of the recommendation. Yield is including dividend payments for the period. *FH: Frans Høyer; FHA: Frank Hørring Andersen; JVK: Janne Vincent Kjær; TE: Thomas Eskildsen; SHM: Simon Hagbart Madsen; RJ: Robert Jakobsen; RD: Rune Dinesen; HHL: Henrik Hallengreen; AVO: Anders Vollesen; MOEN: Morten Enggaard

[Nordea Bank AB (DK)]

Aktiebefalingsændringer [NDA DC]



Kurs og totalafkast performance [NDA DC]

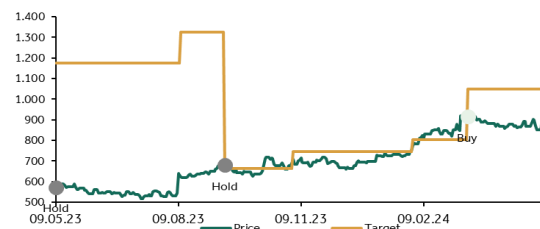


Equity recommendation changes	01.08.17	05.12.17	16.03.18	03.10.18	28.11.19	20.03.20	08.05.24
Recommendation	No coverage	Hold	Buy	Hold	Hold	Buy	
Price at recommendation	79,65	73,10	70,88	68,05	49,06	34,45	83,70
Yield until next change of recommendation or today	-8,22%	-3,04%	3,39%	-20,59%	-25,70%	232,27%	
OMX Copenhagen 25 at recommendation	1168,66	1120,09	1133,34	1120,31	1225,41	1015,93	1924,04
Yield until next change of recommendation or today	-3,82%	1,71%	0,58%	11,77%	-16,55%	106,89%	
Relative performance compared to OMX Copenhagen 25	-4,41%	-4,74%	2,81%	-32,37%	-9,15%	125,38%	
Analyst*		SHM	SHM	SHM	AVO	AVO	

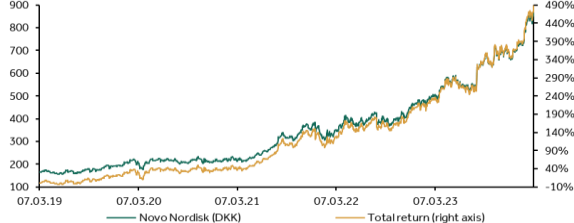
Source: Jyske Bank & Bloomberg. Note: The tabled prices are the latest closing prices at publication of the recommendation. Yield is including dividend payments for the period. *FH: Frans Høyer; FHA: Frank Hørring Andersen; JVK: Janne Vincent Kjær; TE: Thomas Eskildsen; SHM: Simon Hagbart Madsen; RJ: Robert Jakobsen; RD: Rune Dinesen; HHL: Henrik Hallengreen; AVO: Anders Vollesen; MOEN: Morten Enggaard

[Novo Nordisk A/S B]

Aktiebefalingsændringer [NOVOB DC]



Kurs og totalafkast performance [NOVOB DC]

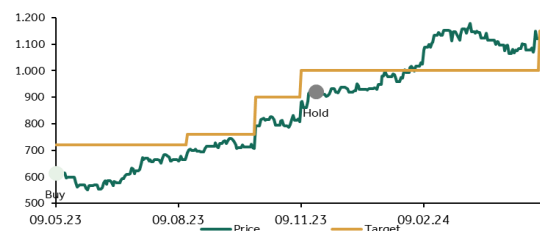


Equity recommendation changes	03.02.22	28.04.22	04.08.22	30.01.23	13.09.23	13.03.24	08.05.24
Recommendation	Buy	Hold	Buy	Hold	Hold	Buy	
Price at recommendation	700,50	789,40	771,20	473,95	681,50	914,80	882,60
Yield until next change of recommendation or today	13,77%	-2,31%	23,59%	45,60%	34,23%	-2,82%	
OMX Copenhagen 25 at recommendation	1818,66	1730,79	1743,04	1691,13	1715,33	1964,54	1924,04
Yield until next change of recommendation or today	-3,05%	0,81%	-2,70%	4,52%	15,04%	-1,10%	
Relative performance compared to OMX Copenhagen 25	16,83%	-3,11%	26,29%	41,09%	19,20%	-1,72%	
Analyst*	HHL	HHL	HHL	HHL	HHL	HHL	HHL

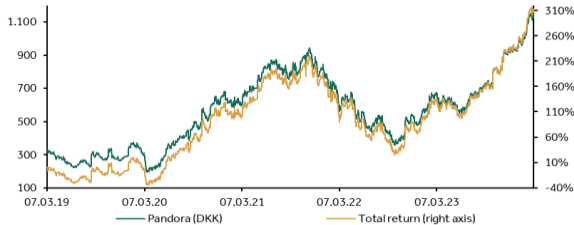
Source: Jyske Bank & Bloomberg. Note: The tabled prices are the latest closing prices at publication of the recommendation. Yield is including dividend payments for the period. *FH: Frans Høyer; FHA: Frank Hørring Andersen; JVK: Janne Vincent Kjær; TE: Thomas Eskildsen; SHM: Simon Hagbart Madsen; RJ: Robert Jakobsen; RD: Rune Dinesen; HHL: Henrik Hallengreen; AVO: Anders Vollesen; MOEN: Morten Enggaard

[Pandora A/S]

Aktiebefalingsændringer [PNDORA DC]



Kurs og totalafkast performance [PNDORA DC]

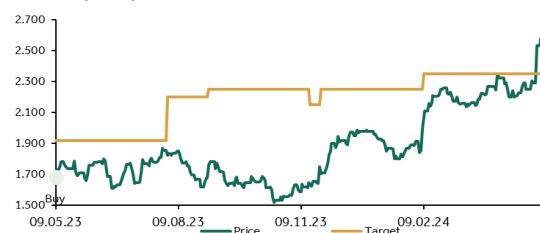


Equity recommendation changes	07.01.20	04.06.20	10.02.22	06.02.23	04.05.23	20.11.23	08.05.24
Recommendation	Buy	Hold	Buy	Hold	Buy	Hold	
Price at recommendation	328,20	365,90	741,00	605,00	627,00	921,40	1112,00
Yield until next change of recommendation or today	16,22%	106,30%	-16,06%	6,48%	46,95%	22,58%	
OMX Copenhagen 25 at recommendation	1235,16	1339,47	1765,05	1766,48	1815,01	1709,38	1924,04
Yield until next change of recommendation or today	9,67%	33,85%	2,34%	5,45%	-5,32%	14,02%	
Relative performance compared to OMX Copenhagen 25	6,55%	72,46%	-18,41%	1,03%	52,27%	8,56%	
Analyst*	JVK	JVK	JVK	JVK	JVK	JVK	JVK

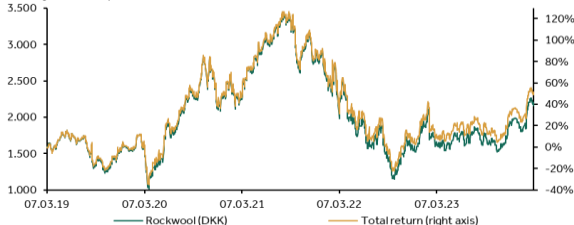
Source: Jyske Bank & Bloomberg. Note: The tabled prices are the latest closing prices at publication of the recommendation. Yield is including dividend payments for the period. *FH: Frans Høyer; FHA: Frank Hørring Andersen; JVK: Janne Vincent Kjær; TE: Thomas Eskildsen; SHM: Simon Hagbart Madsen; RJ: Robert Jakobsen; RD: Rune Dinesen; HHL: Henrik Hallengreen; AVO: Anders Vollesen; MOEN: Morten Enggaard

[Rockwool B]

Aktiebefalingsændringer [ROCKB DC]



Kurs og totalafkast performance [ROCKB DC]

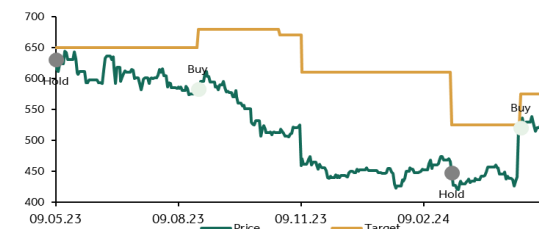


Equity recommendation changes	16.11.17	28.08.18	31.10.18	06.06.19	29.05.20	02.05.23	08.05.24
Recommendation	Sell	Hold	No coverage	Buy	Hold	Buy	
Price at recommendation	1730,00	2662,00	2246,00	1699,00	1845,00	1632,50	2578,00
Yield until next change of recommendation or today	55,87%	-15,40%	-22,93%	11,55%	-6,81%	60,94%	
OMX Copenhagen 25 at recommendation	1116,72	1174,73	1010,82	1094,54	1324,42	1834,35	1924,04
Yield until next change of recommendation or today	7,63%	-12,75%	10,33%	22,89%	47,64%	6,82%	
Relative performance compared to OMX Copenhagen 25	48,24%	-2,65%	-33,25%	-11,34%	-54,45%	54,12%	
Analyst*	JVK	JVK	JVK	JVK	JVK	JVK	

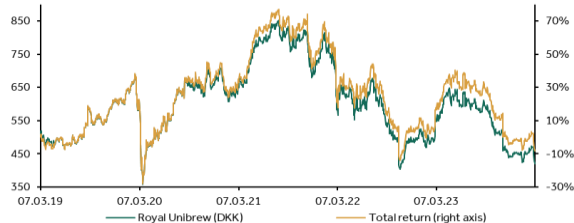
Source: Jyske Bank & Bloomberg. Note: The tabled prices are the latest closing prices at publication of the recommendation. Yield is including dividend payments for the period. *FH: Frans Høyer; FHA: Frank Hørring Andersen; JVK: Janne Vincent Kjær; TE: Thomas Eskildsen; SHM: Simon Hagbart Madsen; RJ: Robert Jakobsen; RD: Rune Dinesen; HHL: Henrik Hallengreen; AVO: Anders Vollesen; MOEN: Morten Enggaard

[Royal UNIBREW A/S (DK)]

Aktiebefalingsændringer [RBREW DC]



Kurs og totalafkast performance [RBREW DC]



Equity recommendation changes	23.05.18	25.08.22	01.05.23	24.08.23	01.03.24	22.04.24	08.05.24
Recommendation	No coverage	Buy	Hold	Buy	Hold	Buy	
Price at recommendation	404,60	584,60	603,80	576,60	447,60	520,00	533,00
Yield until next change of recommendation or today	56,81%	5,76%	-4,50%	-22,37%	16,18%	2,50%	
OMX Copenhagen 25 at recommendation	1143,98	1714,50	1818,42	1769,66	1897,05	1885,66	1924,04
Yield until next change of recommendation or today	61,28%	9,08%	-2,29%	7,54%	0,47%	2,07%	
Relative performance compared to OMX Copenhagen 25	-4,47%	-3,31%	-2,22%	-29,91%	15,71%	0,43%	
Analyst*	FH	HHL	HHL	HHL	HHL	HHL	

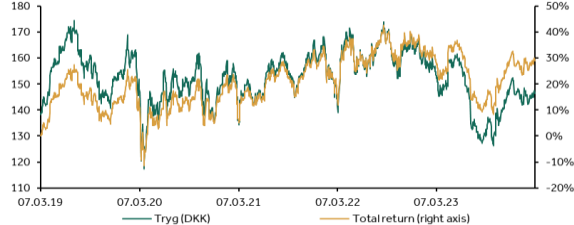
Source: Jyske Bank & Bloomberg. Note: The tabled prices are the latest closing prices at publication of the recommendation. Yield is including dividend payments for the period. *FH: Frans Høyer; FHA: Frank Hørring Andersen; JVK: Janne Vincent Kjær; TE: Thomas Eskildsen; SHM: Simon Hagbart Madsen; RJ: Robert Jakobsen; RD: Rune Dinesen; HHL: Henrik Hallengreen; AVO: Anders Vollesen; MOEN: Morten Enggaard

[Tryg A/S (DK)]

Aktiebefalingsændringer [TRYG DC]



Kurs og totalafkast performance [TRYG DC]

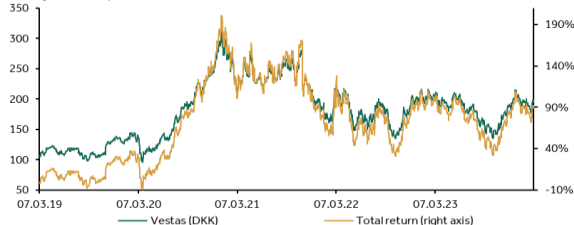


[Vestas Wind Systems A/S]

Aktiebefalingsændringer [VWS DC]



Kurs og totalafkast performance [VWS DC]



Equity recommendation changes	28.10.21	03.11.22	19.01.23	18.09.23	14.12.23	29.02.24	08.05.24
Recommendation	Hold	Buy	Hold	Buy	Hold	Buy	
Price at recommendation	273,50	157,04	210,60	156,72	183,86	186,04	187,30
Yield until next change of recommendation or today	-42,48%	34,11%	-25,58%	17,32%	1,19%	0,68%	
OMX Copenhagen 25 at recommendation	1965,13	1583,49	1758,16	1742,71	1723,46	1885,81	1924,04
Yield until next change of recommendation or today	-17,61%	11,19%	2,17%	-0,83%	9,46%	3,16%	
Relative performance compared to OMX Copenhagen 25	-24,87%	22,91%	-27,75%	18,14%	-8,27%	-2,48%	
Analyst*	JVK	JVK	JVK	JVK	JVK	JVK	

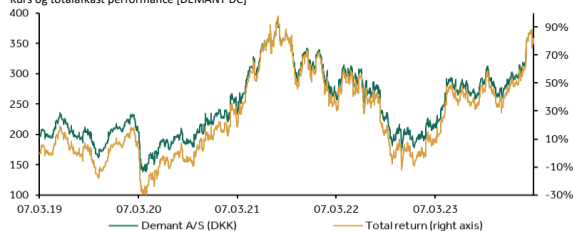
Source: Jyske Bank & Bloomberg. Note: The tabled prices are the latest closing prices at publication of the recommendation. Yield is including dividend payments for the period. *FH: Frans Høyer; FHA: Frank Hørring Andersen; JVK: Janne Vincent Kjær; TE: Thomas Eskildsen; SHM: Simon Hagbart Madsen; RJ: Robert Jakobsen; RD: Rune Dinesen; HHL: Henrik Hallengreen; AVO: Anders Vollesen; MOEN: Morten Enggaard

[Demant A/S]

Aktiebefalingsændringer [DEMANT DC]



Kurs og totalafkast performance [DEMANT DC]



Equity recommendation changes	03.05.21	15.10.21	04.05.23	22.09.23	31.10.23	07.05.24	08.05.24
Recommendation	Hold	Buy	Hold	Sell	Hold	Buy	
Price at recommendation	310,20	287,00	288,90	301,00	263,30	313,00	320,40
Yield until next change of recommendation or today	-7,48%	0,66%	4,19%	-10,73%	18,88%	2,36%	
OMX Copenhagen 25 at recommendation	1766,36	1873,74	1815,01	1721,44	1602,22	1896,88	1924,04
Yield until next change of recommendation or today	6,32%	1,82%	-4,77%	-5,77%	19,93%	1,43%	
Relative performance compared to OMX Copenhagen 25	-13,80%	-1,16%	8,96%	-4,96%	-1,05%	0,93%	
Analyst*	JVK	JVK	JVK	JVK	JVK	JVK	

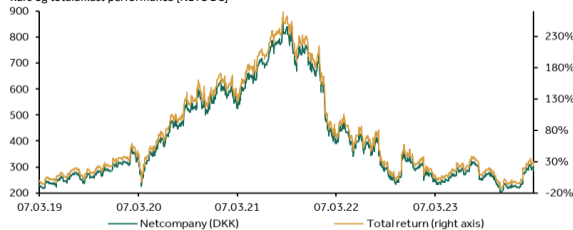
Source: Jyske Bank & Bloomberg. Note: The tabled prices are the latest closing prices at publication of the recommendation. Yield is including dividend payments for the period. *FH: Frans Høyer; FHA: Frank Hørring Andersen; JVK: Janne Vincent Kjær; TE: Thomas Eskildsen; SHM: Simon Hagbart Madsen; RJ: Robert Jakobsen; RD: Rune Dinesen; HHL: Henrik Hallengreen; AVO: Anders Vollesen; MOEN: Morten Enggaard

[Netcompany Group A/S]

Aktiebefalingsændringer [NETC DC]



Kurs og totalafkast performance [NETC DC]

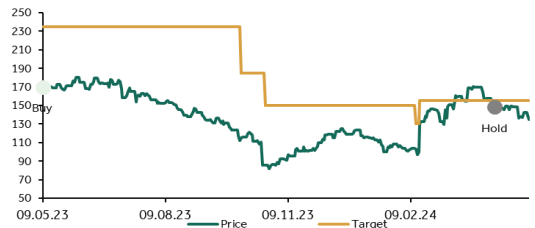


Equity recommendation changes	05.01.21	24.02.21	27.04.21	26.01.22	06.05.22	12.08.22	08.05.24
Recommendation	Hold	Buy	Hold	Buy	Strong buy	Buy	
Price at recommendation	631,00	545,00	653,00	481,40	378,80	352,00	313,40
Yield until next change of recommendation or today	-13,63%	20,04%	-26,28%	-21,31%	-7,08%	-10,97%	
OMX Copenhagen 25 at recommendation	1701,55	1615,97	1765,22	1710,58	1720,90	1770,85	1924,04
Yield until next change of recommendation or today	-5,02%	10,17%	-2,72%	2,54%	2,97%	13,88%	
Relative performance compared to OMX Copenhagen 25	-8,61%	9,87%	-23,56%	-23,85%	-10,05%	-24,84%	
Analyst*	AVO	AVO	AVO	AVO	AVO	AVO	

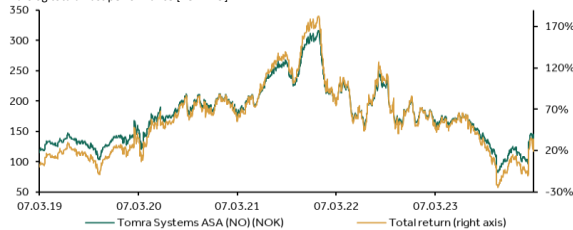
Source: Jyske Bank & Bloomberg. Note: The tabled prices are the latest closing prices at publication of the recommendation. Yield is including dividend payments for the period. *FH: Frans Høyer; FHA: Frank Hørring Andersen; JVK: Janne Vincent Kjær; TE: Thomas Eskildsen; SHM: Simon Hagbart Madsen; RJ: Robert Jakobsen; RD: Rune Dinesen; HHL: Henrik Hallengreen; AVO: Anders Vollesen; MOEN: Morten Enggaard

[Tomra Systems (NO)]

Aktiebefalingsændringer [TOM NO]



Kurs og totalafkast performance [TOM NO]



Equity recommendation changes	25.02.22	03.06.22	12.04.24	08.05.24
Recommendation	Buy	Buy	Hold	
Price at recommendation	200,15	182,70	148,10	135,00
Yield until next change of recommendation or today	-7,24%	-18,04%	-7,57%	
Bloomberg European 500 at recommendation	287,02	289,40	325,92	325,92
Yield until next change of recommendation or today	2,65%	18,45%	0,00%	
Relative performance compared to Bloomberg European 500	-9,89%	-36,49%	-7,57%	
Analyst*	HHL	HHL	HHL	

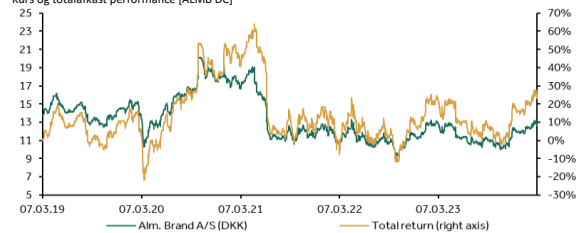
Source: Jyske Bank & Bloomberg. Note: The tabled prices are the latest closing prices at publication of the recommendation. Yield is including dividend payments for the period. *FH: Frans Høyer; FHA: Frank Hørring Andersen; JVK: Janne Vincent Kjær; TE: Thomas Eskildsen; SHM: Simon Hagbart Madsen; RJ: Robert Jakobsen; RD: Rune Dinesen; HHL: Henrik Hallengreen; AVO: Anders Vollesen; MOEN: Morten Enggaard

[Alm. Brand A/S]

Aktiebefalingsændringer [ALMB DC]



Kurs og totalafkast performance [ALMB DC]



Equity recommendation changes	03.09.21	08.05.24
Recommendation	Buy	
Price at recommendation	12,47	13,25
Yield until next change of recommendation or today	16,65%	